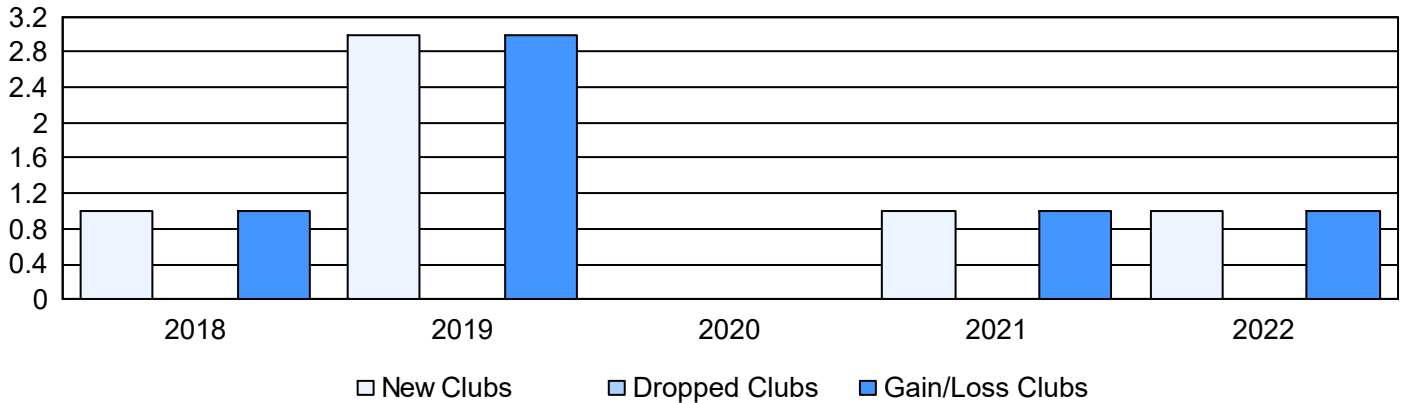
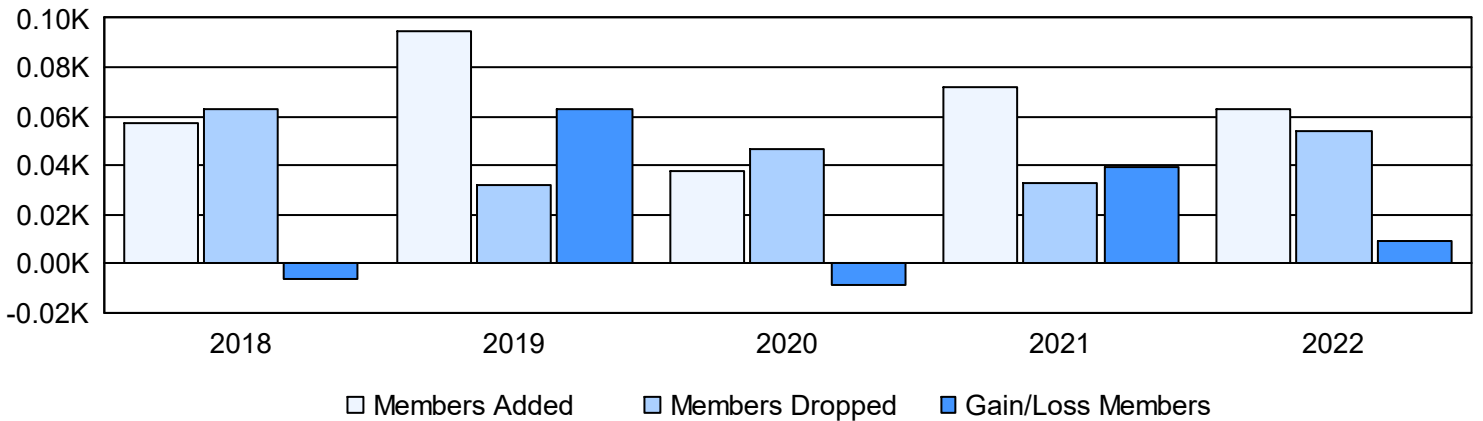


Year	New Clubs	Dropped Clubs	Gain/ Loss Clubs	New Members	Charter Members	Reinstate Members	Transfer Members	Total Member Added	Total Members Dropped	Gain/ Loss Members
2017-2018	1	0	1	37	20	0	0	57	63	-6
2018-2019	3	0	3	32	63	0	0	95	32	63
2019-2020	0	0	0	38	0	0	0	38	47	-9
2020-2021	1	0	1	51	20	1	0	72	33	39
2021-2022	1	0	1	43	20	0	0	63	54	9
Average	1	0	1	40	25	0	0	65	46	19

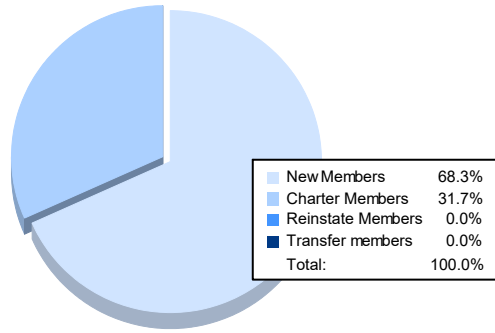
Clubs



Members



Membership Composition June 2022 Cumulative



Gender Composition June 2022 Cumulative

